

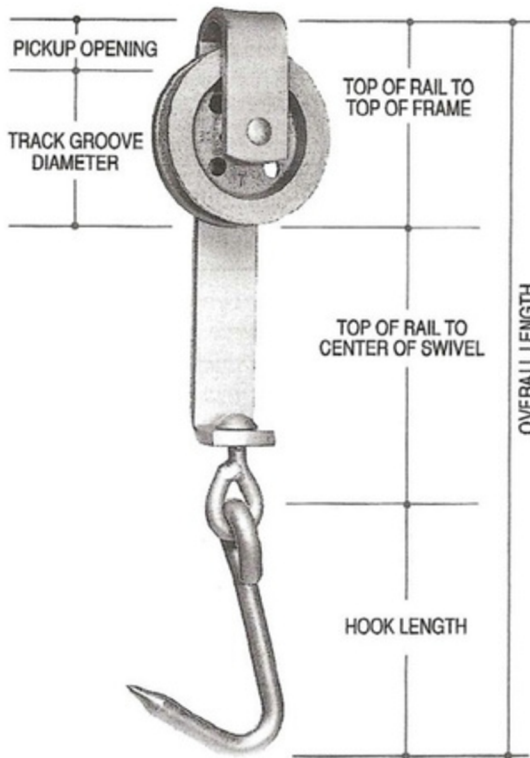


Tel: (956) 369-0129
Email: ventas@marekpartssupply.com
Web: marekpartssupply.com

INDEX

TERMS OF TRADE	2	Heavy duty utility node hook	16
BUTCHER TOOLS AND SUPPLIES		Open handle boning hook	17
Aluminum knife scabbard	25	Plastic handle selecting hook	16
Aluminum scoop shovel	24	"T" handle selecting hook	16
Bench stone	25	KNIVES	
Bone dust scrapers	22	Boning knives	31
Butcher block brushes	24	"Bow" type Denver ribbing knife	26
Butcher block scraper	22	Curved loin & roast trimming knife	28
Butcher steels	25	Denver ribbing knife	26
Knife edge guard	32	Gift sets	36
Mini-steel with sheath	25	Guard skinning knife	31
Plastic fish scaler (shaver)	22	Ham skinning knives	26
Plastic hand scraper	22	Hog breast splitting knife	21
Plastic knife scabbard	25	Hog scraping knife	28
Plastic scoop shovels	24	Hog sticker	32
Plastic scoops	24	Ideal kitchen cleaver	33
Polyethylene cutting board	23	Knife handles	29
Poly hamburger paddle	25	Loin knives	27
Rib puller	23	Paring knives	35
Roller pole	23	Slicer & carver	33
Shroud pins	23	Stainless steel fillet knife	34
Skewers (neck pins)	23	Standard butcher knife	33
Stainless hose hanger	23	Standard fillet knife	31
Stainless steel cut table hooks	28	Trim knife	27
Stainless steel fish scaler	22	MEAT TREES	
Utility brush	24	Meat trees (staggered and in-line)	18
GAMBRELS		TROLLEYS	
Gambrels for hogs and beef	19	Answer™ trolley wheel	8
HOG PROCESSING TOOLS		Beef trolley	4
Bell hog scraper	21	Double trolley	6
Breast splitting mallet	21	Hanger brackets — trolley rail	11
Ham boning chisel	21	Rail systems	10
Hog breast splitting knife	21	Round trolley	9
Hog head boning chisel	21	Silicone grease lubricant	11
Toe puller	21	Smokehouse racks and cages	20
HOOKS		Smokehouse hangers and sticks	20
Beef hook	13	Stainless steel trolleys	5
California hook (three rings)	15	Trolley spare parts	7
Car hook	15	Trolley tracks	11
Double roller (sheep) hook	13	SAWS	
Extension rod	14	Beef scribe saw	30
Hind and forequarter hook	13	Beef splitting saw	30
Rail & bar hooks	14	Butcher saw	30
"S" hook	15	Horn & antler saw	30
Stockinette hook	14	Pork packers saw	30

BEEF TROLLEYS - 800 SERIES



FEATURES

- Trolley wheels of cast gray iron for high-quality, smooth-running performance.
- Track groove designed to fit standard 3/8" or 1/2" tracking.
- Ample smooth wheel flanges to keep trolleys from climbing track on curves or switches.
- Trolleys available plain or galvanized.
- Hooks are stainless steel.

OPTIONS

To specify options, use the following suffix codes after the trolley catalogue number; example: 801A.

Suffix code	Description
A	Galvanized frame, wheel, swivel
B	Wheel has roller bearings and grease fitting
C	Wheel has oilite bushing
D	Wheel with oil hole
E	Wheel with grease fitting for lubrication

CUSTOM DESIGN YOUR OWN TROLLEYS


You can combine trolleys and hooks to select various arrangements to meet your specific requirements.

Trolley Cat. No.	Swivel (inches)	Hook Cat. No.	To establish overall length:		To establish total weight:	
			Hook length	+ Trolley length	Hook weight (lbs)	+ Trolley weight (oz)
800	1/2	820SS or 821SS	See page 13	See table below	See page 13	4 1
801	1/2	820SS or 821SS	See page 13	See table below	See page 13	4 7
802	1/2	820SS or 821SS	See page 13	See table below	See page 13	4 12
810	1/2	821SS or 822SS	See page 13	See table below	See page 13	5 15
811	1/2	822SS	See page 13	See table below	See page 13	6 5
811HT	1/2	822SS	See page 13	See table below	See page 13	6 5

SPECIFICATIONS

Catalogue No. Trolley/Hook	Recommended use	Frame size (inches)			Wheel size o/a/track diam.	Hook Diam. x Length (inches)	Pickup opening (inches)	Top of rail to		Overall length (inches)	Weight ± 2 oz. (lbs) (oz)
		Length ± 1/8"	Width	Thickness				Top of frame (inches)	Center of swivel (inches)		
800/820SS-6	Light duty	10-3/8	1-1/4	5/16	3-7/8 x 2-15/16	3/8 x 6-1/4	1-5/16	4-1/2	7-1/2	18-1/4	4 6
801/820SS-6	Standard duty	10-3/8	1-1/4	3/8	3-7/8 x 2-15/16	3/8 x 6-1/4	1-5/16	4-1/2	7-1/2	18-1/4	4 12
801/821SS-6		10-3/8	1-1/4	3/8	3-7/8 x 2-15/16	1/2 x 6-1/4	1-5/16	4-1/2	7-1/2	18-1/4	5 -
802/821SS-6	Heavy duty	10-3/8	1-1/2	3/8	3-7/8 x 2-15/16	1/2 x 6-1/4	1-5/16	4-1/2	7-1/2	18-1/4	5 6
810/822SS-6	Heavier duty	11-1/2	1-1/2	3/8	4-3/4 x 3-3/4	5/8 x 6-1/4	1-1/8	5-1/4	8	19-1/2	6 14
810/822SS-7		11-1/2	1-1/2	3/8	4-3/4 x 3-3/4	5/8 x 7	1-1/8	5-1/4	8	20-1/4	7 -
811/822SS-6	Extra heavy duty	11-1/2	1-3/4	3/8	4-3/4 x 3-3/4	5/8 x 6-1/4	1-1/8	5-1/4	8	19-1/2	7 4

ALL STAINLESS STEEL TROLLEYS



FEATURES

- Precision investment cast stainless steel wheels.
- Track groove designed to fit standard 3/8" or 1/2" tracking.
- Ample smooth wheel flanges to keep trolleys from climbing track on curves or switches.
- Corrosion-resistant, all-stainless steel construction, including frame, axle, swivel and hook.

OPTIONS

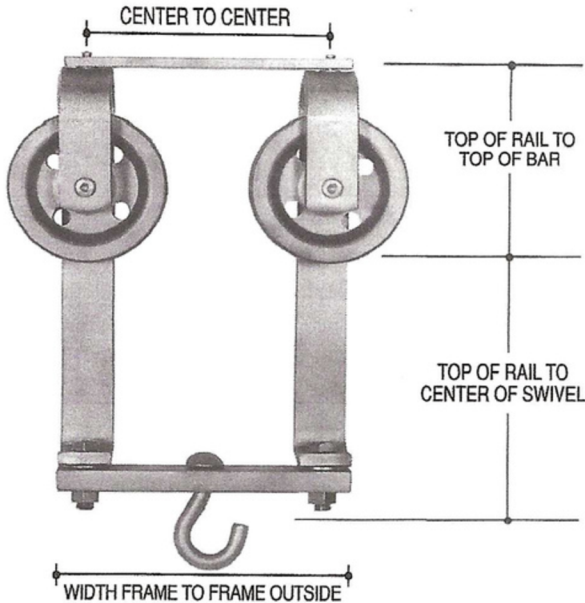
To specify options, use the following suffix codes after the trolley catalogue number; example: 805SS OB.

Suffix code	Description
OB	Wheel has oilite bushing (standard)
RB	Wheel has roller bearings with grease fitting for lubrication

SPECIFICATIONS

Catalogue No. Trolley/Hook	Recommended use	Frame size (inches)			Wheel size o/a/track diam.	Hook Diam. x Length (inches)	Pickup opening (inches)	Top of rail to		Overall length (inches)	Weight + 2 oz. (lbs) (oz)
		Length ± 1/8"	Width	Thickness				Top of frame (inches)	Center of swivel (inches)		
805SS/821SS-6	Standard duty	10-3/8	1-1/4	3/8	3-7/8 x 2-15/16	1/2 x 6-1/4	1-1/8	4-1/2	7	17-3/4	5 -
806SS/822SS-6		11-3/8	1-1/2	3/8	3-7/8 x 2-15/16	5/8 x 6-1/4	1-1/8	4-1/2	7	17-3/4	6 -
812SS/822SS-6	Heavy duty	11-1/2	1-3/4	3/8	4-3/4 x 3-11/16	5/8 x 6-1/4	1-1/8	5-1/8	7-1/4	17-3/4	7 -
818SS/822SS-6	Extra heavy duty	12	2	3/8	4-3/4 x 3-11/16	5/8 x 6-1/4	1-1/8	5-1/8	7-1/4	18-5/8	7 8
819SS/822SS-7		13	2	3/8	4-3/4 x 3-11/16	5/8 x 7	1-1/8	5-1/8	8-1/4	20-3/8	8 -

DOUBLE TROLLEYS



FEATURES

- Cast wheels for rugged, long-lasting performance.
- Sturdy bottom bar for carrying heavy loads.
- Pivot design on top bar and bottom bar for easy turning on corners and switches.
- Wheels have ample smooth flanges to keep trolleys from climbing track.
- Open swivel for on-the-job attachment of racks, cages, etc.

OPTIONS

To specify options, use the following suffix codes after the trolley catalogue number; example: 813A.

BLACK IRON TROLLEYS	
Suffix code	Description
A	Galvanized frames, top & bottom bars, wheels and swivel
B	Wheels have roller bearings and grease fittings
C	Wheels have oilite bushings
D	Wheels have oil hole
E	Wheels have grease fitting for lubrication

STAINLESS STEEL TROLLEYS	
Suffix code	Description
OB	Wheel has oilite bushing (standard)
RB	Wheels have roller bearings with grease fitting for lubrication


Note: Double trolleys can be furnished with other sizes of bottom bars and variations in center-to-center dimensions to match existing equipment and customer requirements. Consult factory for double trolleys to meet your specific needs.

SPECIFICATIONS

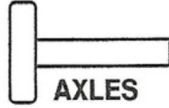
	Catalogue No. Trolley/Hook	Recommended use	Frame size (inches)			Wheel size o/a/track diam.	Top of rail to		Center to center (inches)	Bottom bar size (inches)	Width frame to frame	Weight ± 2 oz. (lbs) (oz)	
			Length	Width	Thickness		Top of top bar (inches)	Center of swivel (inches)				(lbs)	(oz)
*	813	Standard duty	10-3/8	1-1/4	3/8	3-7/8 - 2-15/16	4-3/4	7-7/8	7	5/8 x 1-3/4	8-3/4	11	8
***	815		10-3/8	1-1/4	3/8	4 - 3-1/8	4-3/4	8-7/8	7	5/8 x 1-1/2	8-1/4	14	9
**	815SS		10-3/8	1-1/4	3/8	3-7/8 - 2-15/16	4-3/4	7-3/8	7	5/8 x 1-1/2	8-3/4	11	9
*	814	Heavy duty	11-1/2	1-1/2	3/8	4-3/4 - 3-3/4	5-1/2	8-3/8	7	1/2 x 2-1/2	9	14	6
***	817		11-3/8	1-1/2	3/8	4 - 3-1/8	5-1/8	9-3/8	7	5/8 x 2	8-1/2	17	0
**	817SS		11-3/8	1-1/2	3/8	4-3/4 - 3-11/16	5-3/8	7-5/8	7	5/8 x 2	9	14	10
***	817-3		12	2	3/8	4 - 3-1/8	5-1/8	Custom	7	Custom	9	17	10
***	817-6		10-5/8	2	1/2	4 - 3-1/8	5-1/4	Custom	7	Custom	9	20	4

* Black iron
 ** Stainless steel
 *** Answer

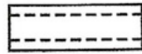
TROLLEY SPARE PARTS



"J" HOOKS



AXLES



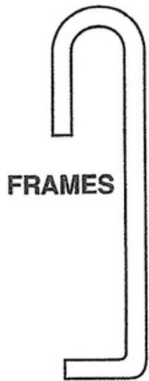
OILITE BUSHINGS



BEARINGS



SWIVELS



FRAMES



WHEELS

TROLLEY REPAIR

Let Mound recondition your repairable trolleys.

- Each trolley will be disassembled and wheels inspected.
- New bushings, bearings, or axles will be installed as required.
- Reconditioned trolleys will roll as smoothly as when they were new.
- If trolley repair parts and labor approach 75% of new trolley price, the old trolley will not be repaired but a new trolley furnished upon customer approval.
- Trolleys must be thoroughly cleaned before returning for repair.

OPTIONS

To specify options, use the suffix code after the catalogue number; example: 3000A.



Suffix code	Description
-	Black (standard)
A	Galvanized

Suffix code	Description
CH *	Pre-drilled center hole for 1/2" axle
B *	Roller bearings and grease fitting installed
C *	Pre-drilled center hole with oilite bushing
D *	Oil hole
E *	Grease fitting installed
* Add SS for stainless steel	

SPECIFICATIONS

Catalogue No.	Description	Wheel size		Frame size			Trolley No.	Diameter (inches)	Length (inches)	Weight (lbs) (oz)		
		Outside diam. (inches O.D.)	Track diam. (inches)	Length (inches)	Width (inches)	Thickness (inches)				(lbs)	(oz)	
3000	Wheel as cast-black	3-7/8	2-15/16	-	-	-	-	-	-	1	14	± 2 oz.
3001	Wheel as cast-black	4-3/4	3-3/4	-	-	-	-	-	-	2	10	± 2 oz.
3501	Wheel as cast-black	4-3/4	3-3/4	-	-	-	-	-	-	2	14	± 2 oz.
3100SS OB	Wheel stainless steel	3-7/8	2-15/16	-	-	-	-	-	-	2	2	± 2 oz.
3101SS OB	Wheel stainless steel	4-3/4	3-11/16	-	-	-	-	-	-	2	7	± 2 oz.
3204	Ball-bearing sausage wheel	4	3-1/8	A heavy-duty ball-bearing wheel for your trolleys. Makes moving those heavier loads much easier. Open design for easy oiling.					2	10	± 2 oz.	
3021	Frame	-	-	10-3/8	1-1/4	5/16	800	-	-	1	10	± 2 oz.
3022	Frame	-	-	10-3/8	1-1/2	3/8	802	-	-	2	6	± 2 oz.
3023	Frame	-	-	11-1/2	1-1/2	3/8	810	-	-	2	12	± 2 oz.
3024	Frame	-	-	11-1/2	1-3/4	3/8	811	-	-	3	3	± 2 oz.
3025	Frame	-	-	10-3/8	1-1/4	3/8	801	-	-	2	-	± 2 oz.
3024HT	Frame (heat treated)	-	-	11-1/2	1-3/4	3/8	811	-	-	3	3	± 2 oz.
3026	Frame stainless steel	-	-	10-3/8	1-1/4	3/8	805SS	-	-	2	-	± 2 oz.
3027	Frame stainless steel	-	-	11-3/8	1-1/2	3/8	806SS	-	-	2	14	± 2 oz.
3028	Frame stainless steel	-	-	11-1/2	1-3/4	3/8	812SS	-	-	3	3	± 2 oz.
3029	Frame stainless steel	-	-	12	2	3/8	818SS	-	-	3	10	± 2 oz.
3030	Swivel	-	-	-	-	-	-	1/2	-	-	6	
3032	Swivel	-	-	-	-	-	-	5/8	-	-	10	
3034	Axle	-	-	-	-	-	-	1/2	2-1/2	-	4	
3036	Axle	-	-	-	-	-	-	5/8	2-1/2	-	6	
3038	"J" hook	-	-	-	-	-	-	5/8	-	-	10	
3105	Oilite bushing	-	-	-	-	-	-	-	-	-	1	
3108	Roller bearing	-	-	-	-	-	-	-	-	-	1	
3110	Roller bearing	-	-	-	-	-	-	-	-	-	1	

“ANSWER”™ TROLLEY WHEEL



KEEP PRODUCTION ROLLING

The “ANSWER”™ trolley wheel is essential when you process heavy loads and reliability is vital.

The “ANSWER”™ trolley was designed for use in the smokehouse or anywhere heavy loads and durability are required.

Trolley frames can be fabricated from mild steel or stainless steel.

Special requirements? Give us a call. We'll be glad to discuss them with you.

SAVES UP TO 60%

The “ANSWER”™ trolley wheel can save you up to 60% of your trolley wheel life, replacement and maintenance costs.

A special proprietary coating is used to protect wheel and bearings when subjected to corrosive elements encountered in smokehouses and brine solutions.

It has a heavy-duty hub and roller-bearing construction. It is easily installed into any standard rail trolley frame. It comes with a standard 2-3/4" long oiler axle and is also available with a grease fitting.

For special axle needs, contact our offices for quotation.

Outside diameter (inches)	Face diameter (inches)	Weight ea. (lbs)
4	3-1/8	3

MOUND ROUND TROLLEY



“THE QUIET ONE”

MOUND NO. 809SS

All stainless-steel construction. Various strap sizes available (3/8" × 1-1/2" shown). Designed for use on the round rail, instead of the flat-edge rails. Smooth rolling and quiet operation are just a couple of the advantages of the Mound Round Trolley on the new round rail systems.

Hourglass-shaped roller of stainless steel and fitted with two heavy-duty bearings for easy movement under extreme load conditions. Roller pin is equipped with grease fitting for easy lubrication. Mound Tool Company is the only manufacturer in the U.S. and Canada of this new system.

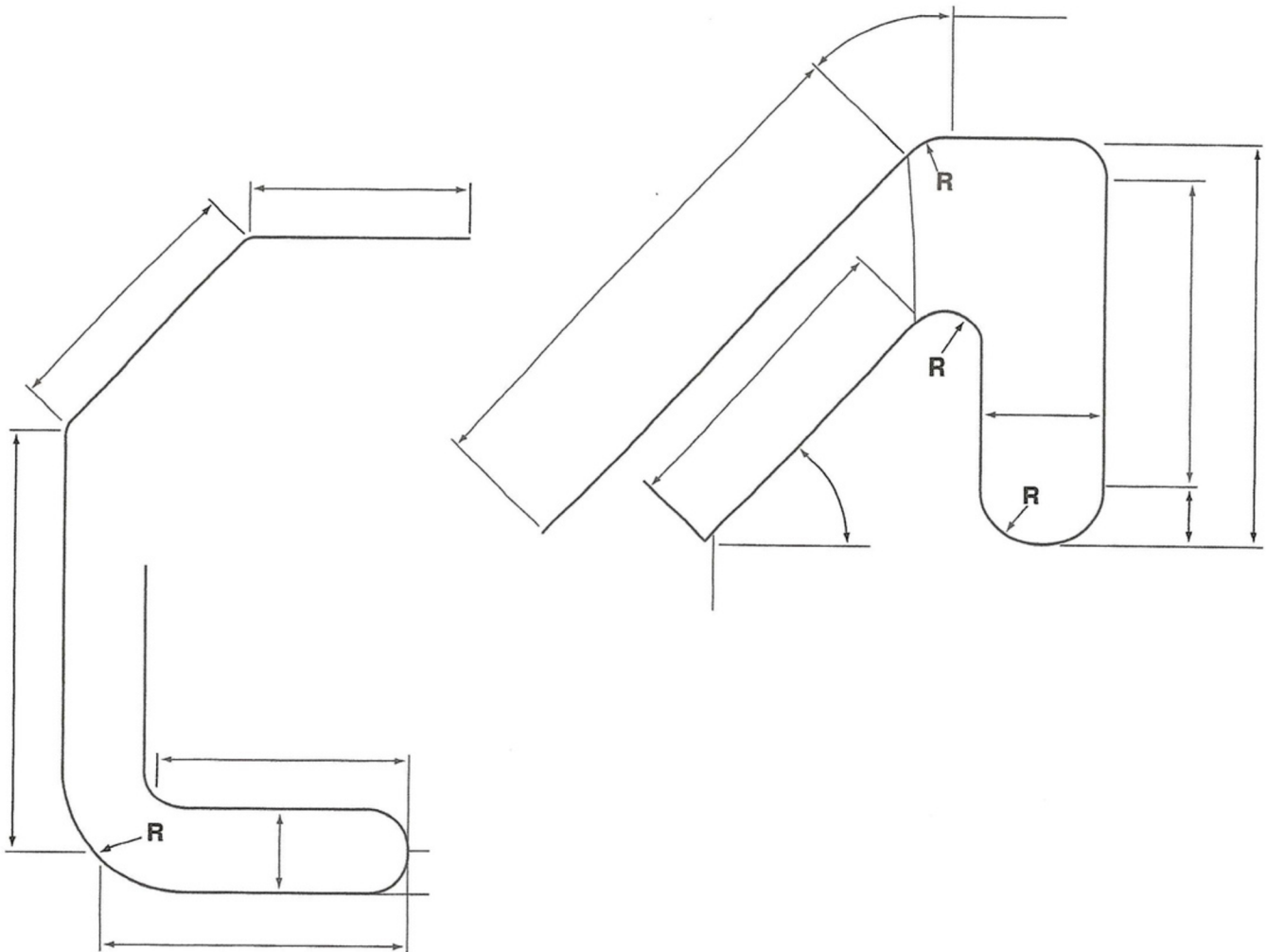
MOUND RAIL SYSTEMS

Mound Rail Systems are built to your specifications. These rail systems are manufactured from the highest quality materials with care taken to insure easy installation into your facility.

Rail systems are available in carbon-steel or stainless-steel construction.

Please send a drawing or sketch of your specific needs. Below are examples of drawings of a few rail systems for reference.


Please dimension your drawings to indicate lengths, radii, turns and angles.





Tel: (956) 369-0129
 Email: ventas@marekpartssupply.com
 Web: marekpartssupply.com

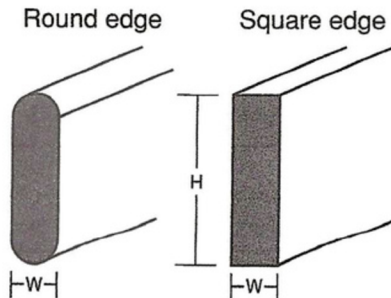
TROLLEY TRACK



Available in black, galvanized and stainless-steel standard 20 ft. lengths.

Trolley track prefabricated to your specifications — consult factory.

Mound No.	Size W x H (inches)	Round edge	Square edge	Weight per ft. (lbs) (oz)	
1525	1/2 x 2-1/2		X	4	4
1525R	1/2 x 2-1/2	X		4	4
1525S	1/2 x 2-1/2		X*	4	4
1530	1/2 x 3		X	5	2
*Stainless steel					



HANGER BRACKETS — TROLLEY RAIL



Available in black, galvanized and stainless steel. All fabricated from 5/16" x 2-1/2" steel. Complete with mounting holes ready to install.

Mound No.	Drop (inches)	Weight each (lbs) (oz)	
1510	10	3	14
1512	12	4	0

OPTIONS

To specify options, use the following suffix codes.

Suffix code	Description
A	Galvanized hanger brackets
SS	Stainless-steel hanger brackets

SHACKLES

BEEF SHACKLE



MOUND NO. 888

- 1/2" × 2-1/2" × 20" heat-treated frame.
- 5-1/4" track size.
- Bronze bushing and grease fitting.
- Chain-swivel-hook assembly length 36".
- 3/8" high-test chain — working load rated at 5,100 lbs.
- Top of rail to top of shackle 8-3/4".
- 56" overall length.
- Weight 26 lbs. (± 5 oz.).

BEEF SHACKLE SPARE PARTS

MOUND NO. 3888 WHEEL

- 6-1/4" overall diameter.
- 5-1/4" race diameter.
- Heavy-duty 3/4" I.D. bronze bushing and grease fitting.
- Weight 7 lbs. 4 oz.

MOUND NO. 3088 AXLE

- 3/4" diameter × 3-1/8" stainless steel
- If your operation requires a heavier duty or special length frame or chain assembly, please contact our office for quote.

HOG SHACKLE



MOUND NO. 886

- 3/8" × 1-1/4" × 12" frame.
- 2-15/16" track size.
- Chain-swivel-hook assembly length 24".
- 5/16" high-test chain — working load rated at 5,100 lbs.
- Top of rail to top of shackle 5".
- 36" overall length.
- Weight 9 lbs. 3 oz. (± 3 oz.).

HOG SHACKLE SPARE PARTS

MOUND NO. 3000CH WHEEL

- 3-7/8" overall diameter.
- 2-15/16" race diameter.
- Heavy-duty 1/2" I.D. bronze bushing and grease fitting.
- Weight 1 lb. 14 oz.

MOUND NO. 3034 AXLE

- 1/2" diameter × 2-1/2" black
- If your operation requires a heavier duty or special length frame or chain assembly, please contact our office for quote.

HOOKS

BEEF HOOK



LIGHT DUTY 3/8" STAINLESS STEEL			
Mound No.	Length (inches)	Weight each (lbs) (oz)	
820SS-6	6-1/2	-	5
820SS-12	12	-	8
820SS-18	18	-	11
820SS-24	24	-	14
820SS-30	30	1	1
820SS-36	36	1	4

STANDARD 1/2" STAINLESS STEEL			
Mound No.	Length (inches)	Weight each (lbs) (oz)	
821SS-6	6-1/2	-	10
821SS-12	12	-	15
821SS-18	18	1	4
821SS-24	24	1	9
821SS-30	30	1	14
821SS-36	36	2	3

HEAVY DUTY 5/8" STAINLESS STEEL			
Mound No.	Length (inches)	Weight each (lbs) (oz)	
822SS-6	6-1/2	-	15
822SS-7	7	1	1
822SS-12	12	1	8
822SS-18	18	2	-
822SS-24	24	2	8
822SS-30	30	3	-
822SS-36	36	3	8


Mound hooks can be ordered attached to Mound trolleys

HIND AND FOREQUARTER HOOK



STAINLESS STEEL 1/2"			
Mound No.	Length (inches)	Weight each (lbs) (oz)	
826SS	24	2	4

DOUBLE ROLLER (SHEEP) HOOK



STAINLESS STEEL			
Mound No.	Length (inches)	Diameter (inches)	Weight each (lbs) (oz)
823SS	6-1/4	1/2	1 -
825SS	6-1/2	5/8	1 12
824SS	24	1/2	1 13

HOOKS

EXTENSION ROD



LIGHT DUTY 3/8" STAINLESS STEEL			
Mound No.	Length (inches)	Weight each (lbs) (oz)	
880SS-6	6	-	5
880SS-12	12	-	7
880SS-18	18	-	10
880SS-24	24	-	14
880SS-30	30	1	1
880SS-36	36	1	4
880SS-48	48	1	10


STANDARD 1/2" STAINLESS STEEL			
Mound No.	Length (inches)	Weight each (lbs) (oz)	
881SS-6	6	-	9
881SS-12	12	-	14
881SS-18	18	1	4
881SS-24	24	1	9
881SS-30	30	1	14
881SS-36	36	2	4
881SS-48	48	2	14

RAIL & BAR HOOKS



STAINLESS STEEL				
Mound No.	Length (inches)	Diameter (inches)	Rail Size (inches)	Weight each (lbs) (oz)
851SS	3	1/4	3/8	- 2
852SS	3	1/4	1/2	- 2
853SS	4	5/16	3/8	- 3
854SS	4	5/16	1/2	- 3
855SS	4	3/8	3/8	- 7
856SS	4	3/8	1/2	- 7
865SS	4-3/4	1/2	3/8	- 9
866SS	4-3/4	1/2	1/2	- 10


STOCKINETTE HOOK



STAINLESS STEEL				
Mound No.	Length (inches)	Diameter (inches)	To Fit Smoke-Stick	Weight each (lbs) (oz)
840SS 3-1/2	3-1/2	3/16	1-1/4	- 2
840SS 4	4	3/16	1-3/4	- 3

HOOKS

"S" HOOK



STAINLESS STEEL			
Mound No.	Length (inches)	Diameter (inches)	Weight each (lbs) (oz)
843SS-4	4	1/4	- 2
843SS-6	6	5/16	- 4
843SS-8	8	3/8	- 8
843SS-10	10	1/2	1 -


CALIFORNIA HOOK

THREE RING



GALVANIZED			
Mound No.	Length (inches)	Diameter (inches)	Weight each (oz)
33H	7	3/8	6

CAR HOOK




STAINLESS STEEL			
Mound No.	Length (inches)	Diameter (inches)	Weight each (lbs) (oz)
875SS	8	3/8	- 10
876SS	24	3/8	1 2
877SS	8	1/2	- 15
878SS	24	1/2	1 12

GALVANIZED			
Mound No.	Length (inches)	Diameter (inches)	Weight each (lbs) (oz)
17H	8	5/8	1 8
18H	22	5/8	2 12

MEAT BONING & SELECTING HOOKS

PLASTIC HANDLE SELECTING HOOK



Polypropylene plastic handle, contoured to fit the hand, striated on sides for firm grip, with safety knobs on each end to prevent the hand from slipping or striking other object. FDA-approved material is milk white, high temperature resistant, and easily sterilized.

Blade is made of 304 series stainless steel and is molded into solid plastic handle. Will not twist or pull out under the most extreme conditions.

STAINLESS STEEL 5/16"				
Mound No.	Blade length (inches)	Overall length (inches)	Weight each (lbs) (oz)	
490SS 4-1/2	4-1/2	9-1/2	-	5
490SS 8	8	12-1/2	-	7
490SS 12	12	16-1/2	-	8
490SS 16	16	20-1/2	-	10
490SS 20	20	24-1/2	-	12

"T" HANDLE SELECTING HOOK



Polypropylene plastic handle, contoured to fit the hand, striated on sides for firm grip, with safety knobs on each end to prevent the hand from slipping or striking other object. FDA-approved material is milk white, high temperature resistant, and easily sterilized.

Blade is made of 304 series stainless steel and is molded into solid plastic handle. Will not twist or pull out under the most extreme conditions.

STAINLESS STEEL				
Mound No.	Length (inches)	Diameter (inches)	Weight each (lbs) (oz)	
850SS-16	16	5/16	-	10

"ALL METAL" SELECTING HOOK



STAINLESS STEEL 5/16"				
Mound No.	Blade length (inches)	Overall length (inches)	Weight each (lbs) (oz)	
890SS 4-1/2	4-1/2	9-1/2	-	9
890SS 8	8	13	-	10
890SS 12	12	17	-	12
890SS 16	16	21	-	14
890SS 20	20	25	1	-
Aluminum alloy cast handle for long life				

HEAVY-DUTY UTILITY NODE HOOK



STAINLESS STEEL 5/16"				
Mound No.	Blade length (inches)	Overall length (inches)	Rod size (inches)	Weight each (lbs) (oz)
492SS	6	11	3/16	- 4

PLASTIC HANDLE STAINLESS STEEL HOOKS

BONING HOOKS


(LEFT, CENTER OR RIGHT)

Polypropylene plastic handle, contoured to fit the hand, striated on sides for firm grip, with safety knobs on each end to prevent the hand from slipping or striking other object.

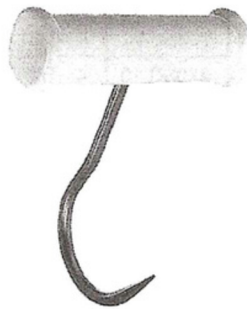
FDA-approved material is milk white, high temperature resistant, and easily sterilized.

Blade is made of 304 series stainless steel and is molded into solid plastic handle. Will not twist or pull out under the most extreme conditions.


STAINLESS STEEL				
Mound No.	Length (inches)	Diameter (inches)	Weight each (lbs) (oz)	
451SS 3-3/4	3-3/4	1/4	-	4
451SS-LH 3-3/4	3-3/4	1/4	-	4
451SS-RH 3-3/4	3-3/4	1/4	-	4
451SS 6-3/4	6-3/4	1/4	-	6



Left hand



Center



Right hand

FLAT HANDLE BONING HOOK



STAINLESS STEEL				
Mound No.	Length (inches)	Diameter (inches)	Weight each (lbs) (oz)	
725SS	5	1/4	-	4

OPEN HANDLE BONING HOOK



No hook shank between fingers

STAINLESS STEEL				
Mound No.	Length (inches)	Diameter (inches)	Weight each (lbs) (oz)	
625SS	3-3/4	1/4	-	8

MEAT TREES

(STAINLESS STEEL)

HOOKS STAGGERED



STAGGERED

STANDARD DUTY					
Mound No.	Length (inches)	Number of hooks	Rod diameter (inches)	Hooks diameter (inches)	Weight each (lbs) (oz)
871SS-4	21-1/2	4	1/2	3/8	1 14
871SS-6	34-1/2	6	1/2	3/8	2 15
871SS-8	41-1/2	8	1/2	3/8	3 8
871SS-10	44-1/2	10	1/2	3/8	4 -
871SS-12	47-1/2	12	1/2	3/8	4 8

HEAVY DUTY					
Mound No.	Length (inches)	Number of hooks	Rod diameter (inches)	Hooks diameter (inches)	Weight each (lbs) (oz)
873SS-4	21-1/2	4	5/8	7/16	3 -
873SS-6	34-1/2	6	5/8	7/16	4 8
873SS-8	41-1/2	8	5/8	7/16	5 9
873SS-10	44-1/2	10	5/8	7/16	6 4
873SS-12	47-1/2	12	5/8	7/16	7 -

HOOKS IN-LINE




IN-LINE

STANDARD DUTY					
Mound No.	Length (inches)	Number of hooks	Rod diameter (inches)	Hooks diameter (inches)	Weight each (lbs) (oz)
870SS-4	21-1/2	4	1/2	3/8	1 14
870SS-6	34-1/2	6	1/2	3/8	2 15
870SS-8	41-1/2	8	1/2	3/8	3 8
870SS-10	44-1/2	10	1/2	3/8	4 -
870SS-12	47-1/2	12	1/2	3/8	4 8

HEAVY DUTY					
Mound No.	Length (inches)	Number of hooks	Rod diameter (inches)	Hooks diameter (inches)	Weight each (lbs) (oz)
872SS-4	21-1/2	4	5/8	7/16	3 -
872SS-6	34-1/2	6	5/8	7/16	4 8
872SS-8	41-1/2	8	5/8	7/16	5 9
872SS-10	44-1/2	10	5/8	7/16	6 4
872SS-12	47-1/2	12	5/8	7/16	7 -

GAMBRELS

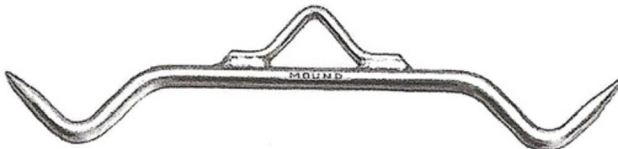
FOR HOGS AND BEEF



Aluminum Gambrel				
Mound No.	Length (inches)	Material size (inches)*	Weight each (lbs) (oz)	
838AL	22	3/8 x 1-1/2	1	5
*As cast				



Mound Game Gambrel				
Mound No.	Length (inches)	Diameter (inches)	Weight each (lbs) (oz)	
SGG-005	22	5/16	1	2



Mound No.	Description	Length (inches)	Diameter (inches)	Weight each (lbs) (oz)	
836SS	Stainless Steel	21	3/4	3	8
836	Black				
836A	Galvanized				



Mound No.	Description	Length (inches)	Material size (inches)	Weight each (lbs) (oz)	
834SS	Stainless Steel	22	3/8 x 1-1/2 flat	3	2
834	Black				
834A	Galvanized				




Mound No.	Description	Length (inches)	Material size (inches)	Weight each (lbs) (oz)	
837SS	Stainless Steel	21	3/8 x 1-1/4 flat	2	13
837	Black				
837A	Galvanized				

Weights shown are ± 2 oz.

SMOKEHOUSE RACKS, CAGES, HANGERS AND STICKS

MOUND SMOKEHOUSE RACKS




Mound Custom-Built Smokehouse Racks and Cages, when used with any of our "ANSWER"™ wheel smokehouse trolleys, will provide your brine chilling, smoking or cooking operations with the type of service you require for maximum efficiency and minimal maintenance. Available in mild steel or stainless steel construction.

All welds are continuous with no pits or holes to breed bacteria. Sand-blasted or brushed finish available.

Smokehouse Racks and Cages are manufactured with the finest quality materials and workmanship constructed to your specifications. Send blueprints or sample, or contact our office for quotation.

SMOKE STICKS




Mound No.	Description	Length (inches)	Weight each (lbs)	Weight each (oz)
841SS-42	Stainless steel bell smoke sticks	42	1	8
841SS-48		48	1	12
Special length smoke sticks quoted on request				



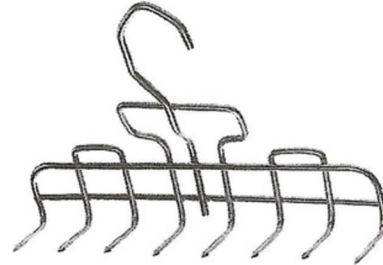
Mound No.	Description	Length (inches)	Diameter (inches)	Weight each (lbs)	Weight each (oz)
845SS-42	Stainless steel smoke sticks	42	3/8	1	5
845SS-48		48	3/8	1	8
846SS-42		42	1/2	1	6
846SS-48		48	1/2	1	10

MOUND SMOKEHOUSE TROLLEY



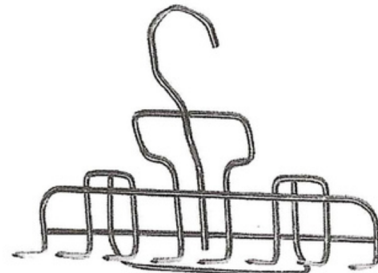
All stainless steel construction. Heavy duty for those extremely heavy loads. Available with the "ANSWER"™ wheel or our stainless steel wheel. Variations in size and weight capacities are offered. Contact our office for complete details.

BACON HANGERS



Mound No.	Description	Width (inches)	Weight each (lbs)	Weight each (oz)
842SS-4	4 prong	4	-	2
842SS-6	6 prong	6-1/2	-	4
842SS-8	8 prong	8-1/2	-	6
842SS-10	10 prong	11-1/2	-	8
842SS-12	12 prong	14	-	10

BACON HANGERS WITH GRIP



Mound No.	Description	Width (inches)	Weight each (lbs)	Weight each (oz)
842SS-500	8 prong	8-1/2	-	7
842SS-501	10 prong	11-1/2	-	11

HOG PROCESSING TOOLS


BELL HOG SCRAPER

A hog scraper is used to remove the hair from the hog after it has been scalded. To do this, grasp the scraper with both hands, exerting plenty of pressure, and scrape the hog from the fore flanks to the tail. The scraper would be tilted on its far edge and pulled towards the person doing the scraping. Scraping the hair from the legs and head is done in the same manner. Being the hardest parts to clean, the legs and head should be done as soon after scalding as possible. Wrinkles can be smoothed out by stretching the skin or moving the legs, making scraping easier. If the hair will not come off, the hog has probably not been scalded sufficiently. After the hair has been removed and the hog rinsed off with hot water, the scraper may be used as a suction cleaner to remove dirt from the carcass. The scraper should be pressed flat against the wet skin, creating a suction which will draw out the dirt as the scraper is lifted. The scraper may be easily resharpened with a file or emery wheel. A rough edge is desirable.




Mound No.	Width (inches)	Weight each (lbs)	(oz)
110	4-3/4	-	8
Properly finished edge			

TOE PULLER



Mound No.	Overall length (inches)	Distance between points (inches)	Weight each (lbs)	(oz)
902	6	1	-	8
Hardwood handle				

BREAST SPLITTING MALLET



Mound No.	Description	Head length (inches)	Handle length (inches)	Weight each (lbs)	(oz)
315	Complete	4	7	2	10
315M	Head only			2	-

HOG HEAD BONING CHISEL



Hog Head and Neck Chisel — blade manufactured from high quality tool steel with sanitary plastic handle.

Mound No.	Blade length (inches)	Blade diameter (inches)	Overall length (inches)	Weight each (lbs)	(oz)
318HD	7	1/2	14	-	12

HOG BREAST SPLITTING KNIFE



Mound No.	Blade length (inches)	Overall length (inches)	Weight each (lbs)	(oz)
316	8-1/2	14	1	4

HAM BONING CHISEL




Made of high-grade tool steel carefully hardened and tempered. Just the right shape for effective work.

Mound No.	Length (inches)	Weight each (lbs)	(oz)
320	12	-	8

BUTCHER TOOLS & SUPPLIES


BUTCHER BLOCK SCRAPER

Sanitary scraper,
 stainless steel blade
 with vinyl plastic handle



Mound No.	Blade length (inches)	Blade depth (inches)	Weight each (lbs) (oz)	
895SS	6	4-1/4	-	6

PLASTIC HAND SCRAPERS



Polypropylene scrapers for countertops, block and many other uses. Strong one-piece construction helps eliminate seams and cracks where bacteria may grow. These scrapers are non-abrasive and can be sterilized.

Mound No.	Length (inches)	Blade width (inches)	Weight each (lbs) (oz)	
896	8	3	-	2
897	9-3/4	4-5/16	-	4

STAINLESS STEEL FISH SCALER



Constructed of lightweight stainless steel

Mound No.	Length (inches)	Weight each (lbs) (oz)
2040	9-1/2	- 2

BONE DUST SCRAPER



Mound No. 202-S



Mound No. 201-R



Mound No. 202-SM




Mound No. 201-RM

The polyethylene or stainless steel materials these scrapers are made of meet all sanitation requirements. The one-piece construction makes cleaning easier. Handle grip enables easy use.

Note: Square design covers more surface area per stroke

Type of material	Mound No.	Handle length (inches)	Overall length (inches)	Weight each (lbs) (oz)	
Plastic	202-S	4	9	-	2
	201-R	4	9	-	2
Stainless steel	202-SM	5	8	-	4
	201-RM	5	8	-	4

PLASTIC FISH SCALER (SHAVER)




Mound No. 2050

Take the work out of scaling fish. Works like your razor. Shave those scales.


BUTCHER TOOLS & SUPPLIES

ROLLER POLE



Type of handle	Mound No.	Handle length (feet)	Handle diameter (inches)	Weight each (lbs)	(oz)
	1924-6	6	1-3/4	4	12
Wood	1924-8	8	1-3/4	5	12
	1924-10	10	1-3/4	6	12
	1923-6	6	1-3/4	2	8
Aluminum	1923-8	8	1-3/4	3	8
	1923-10	10	1-3/4	4	8

RIB PULLER




Mound No. 2030

Remove individual rib bones easily with this handy tool. Interchangeable loops for various applications. Cutting loops can be changed quickly and easily with the spring-loaded sleeve design.


STAINLESS HOSE HANGER

Made from stainless steel for strength and easy cleaning. Two stainless steel lag screws (1/2" x 2-1/2") and shields are included for installation. Holds up to 75' of 5/8" hose.



Mound No.	Diameter (inches)	Weight each (lbs)	(oz)
1508	1/2	3	-

POLYETHYLENE CUTTING BOARDS



Boards are white in color, clean easily and should not dull knife blades. Standard sizes available from stock. Special boards and replacement tops for your cutting tables can be made to your specifications from 1/2", 3/4" or 1" thick material. Sanalite Polyethylene meets USDA, FDA and NSF specifications for food contact.

Mound No.	Dimensions (inches)	Weight each (lbs)	(oz)	Mound No.	Dimensions (inches)	Weight each (lbs)	(oz)
7301	10 x 16 x 1/2	2	12	7307	15 x 20 x 3/4	6	10
7302	12 x 18 x 1/2	3	11	7308	18 x 24 x 3/4	1	12
7303	15 x 20 x 1/2	5	1	7309	10 x 16 x 1	5	8
7304	18 x 24 x 1/2	7	6	7310	12 x 18 x 1	10	2
7305	10 x 16 x 3/4	4	8	7311	15 x 20 x 1	10	2
7306	12 x 18 x 3/4	5	8	7312	18 x 24 x 1	14	10

SHROUD PINS



Pins are formed and securely welded closed. Points are designed to permit easy penetration and to retain sharpness. Magnetic stainless steel.

Mound No.	Type of steel	Length (inches)	Diameter (inches)	Gauge	Weight each (lbs)	(oz)
899SS	Magnetic stainless steel 430SS	4-3/4	5/32	9	-	2

SKEWERS (NECK PINS)



Mound No.	Length (inches)	Diameter (inches)	Gauge	Weight each (lbs)	(oz)
844SS-8	8	1/4	.250	-	3
844SS-10	10	1/4	.250	-	4
844SS-12	12	1/4	.250	-	5

BUTCHER TOOLS & SUPPLIES

BUTCHER BLOCK BRUSH



Solid block

Mound No.	Block size (inches)	Wire length (inches)	Rows	Weight each (lbs) (oz)
7215	2-5/8 x 7-1/4	1-1/4	5 x 10	1 -

BUTCHER BLOCK BRUSH



Solid block, wood handle

Mound No.	Block size (inches)	Wire length (inches)	Rows	Weight each (lbs) (oz)
7411	4 x 9	1-1/4	8 x 12	1 12


UTILITY BRUSH



Molded plastic handle fitted to suit the hand. For those hard-to-get places.

Mound No.	Overall length (inches)	Bristles length (inches)	Rows	Weight each (lbs) (oz)
7210	7-1/2	1/2	3 x 7	- 2

PLASTIC SCOOPS



Made from USDA-approved white polyethylene material. Won't crack, corrode, dent or rust. Convenient hook for hanging. Available in two sizes.

Mound No.	Capacity (oz)	Length (inches)	Depth (inches)	Width (inches)	Weight each (lbs) (oz)
1301	32	6	3-1/2	5	- 6
1300	82	9	3-1/2	6	- 8

ALUMINUM SCOOP SHOVEL



Sanitary construction with highly buffed finish. Lightweight.

Mound No.	Length (inches)	Blade width (inches)	Weight each (lbs) (oz)
910	42	11	5 8

PLASTIC SCOOP SHOVELS



Constructed of strong, yet lightweight polypropylene and are chemical and corrosion resistant. These shovels can be sterilized to meet FDA requirements and are USDA acceptable.

Mound No.	Length (inches)	Blade width (inches)	Weight each (lbs) (oz)
911	38	11	2 14
912	40	14	4 2

Also available in the colors red and yellow for easy identification. Colored shovels are not FDA approved.